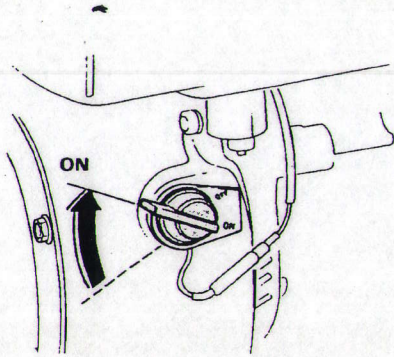
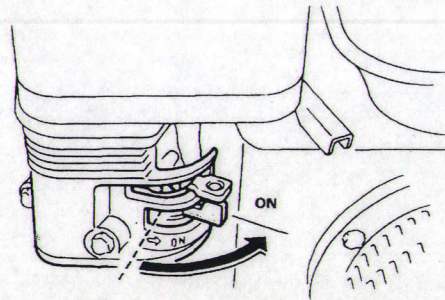


## HONDA ENGINE STARTING PROCEDURE

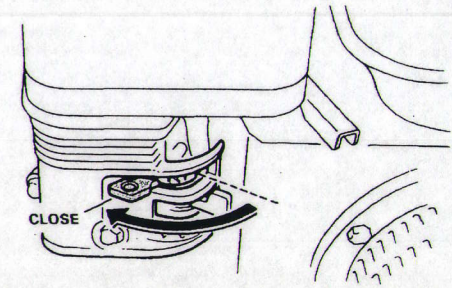
Important Notice: The BLACK Fuel valve must be turned OFF during transportation



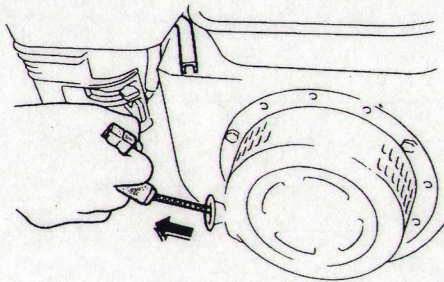
1. Turn the RED engine switch to the ON Position.



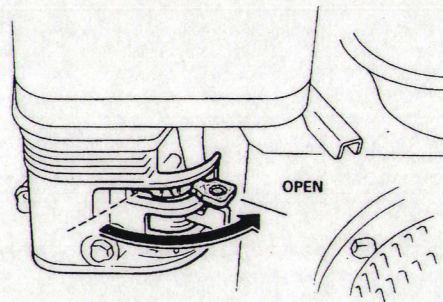
2. Turn the BLACK fuel valve to the ON position



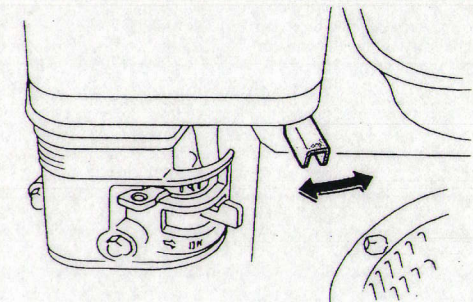
3. Move the GREY choke lever to the CLOSE position



4. Pull the starter grip lightly until resistance is felt, then pull briskly.



5. As the engine warms up, gradually move the choke lever to the OPEN position.



6. Position the throttle lever for the desired engine speed.

### To Shut Down Engine

Turn the throttle lever to the right and let idle for 2 minutes  
Turn the BLACK fuel valve OFF  
Turn the RED engine switch to OFF position